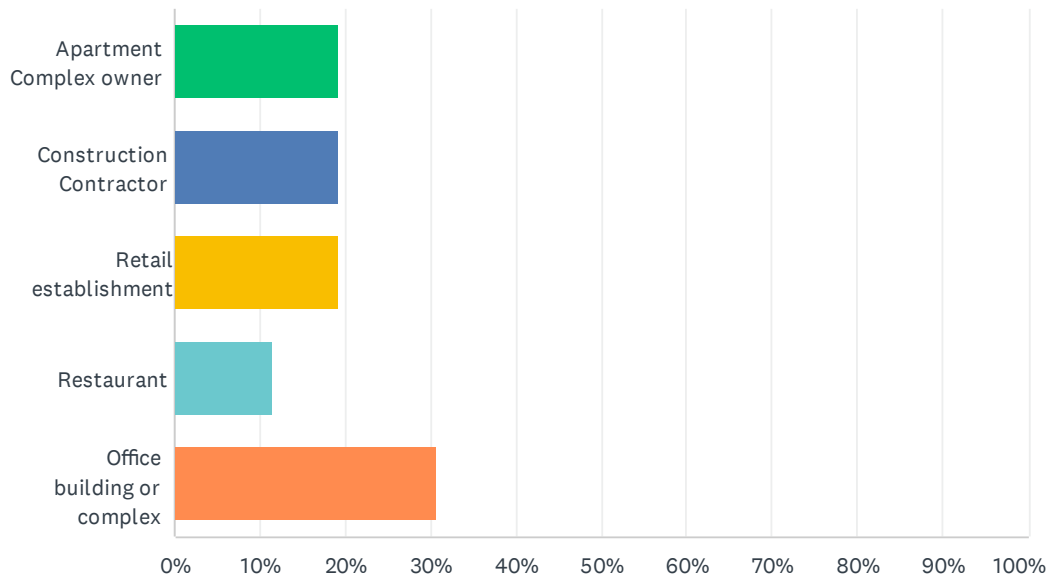


Q1 Please select the option that most accurately represents your business.

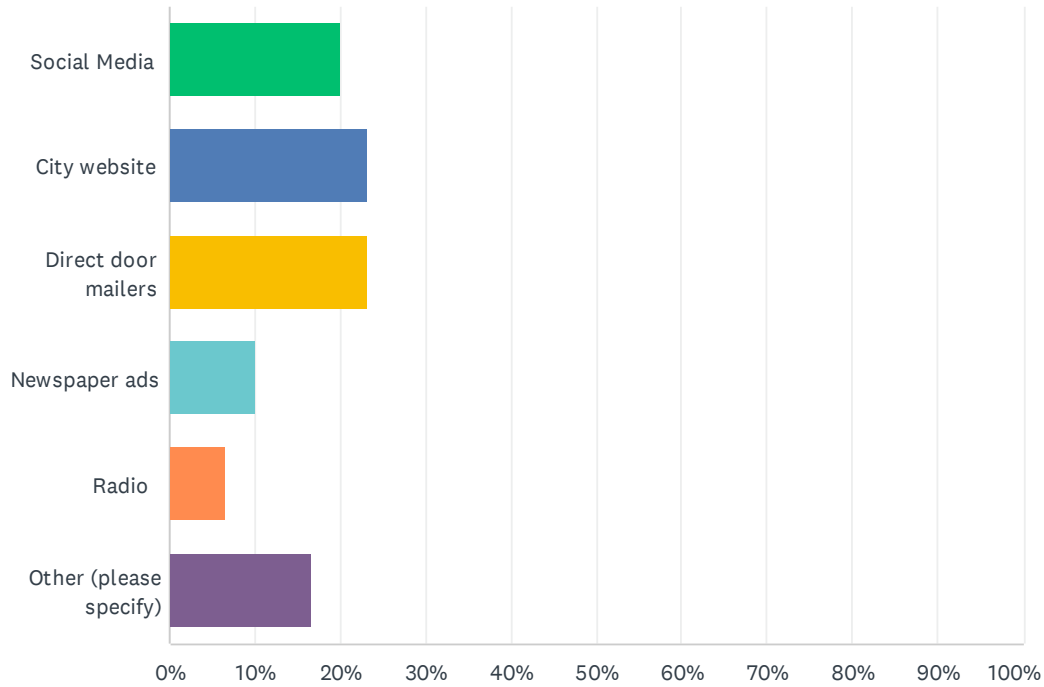
Answered: 26 Skipped: 5



ANSWER CHOICES	RESPONSES	
Apartment Complex owner	19.23%	5
Construction Contractor	19.23%	5
Retail establishment	19.23%	5
Restaurant	11.54%	3
Office building or complex	30.77%	8
TOTAL		26

Q2 Which of the following do you find most useful in receiving information about solid waste and recycling in Jefferson City

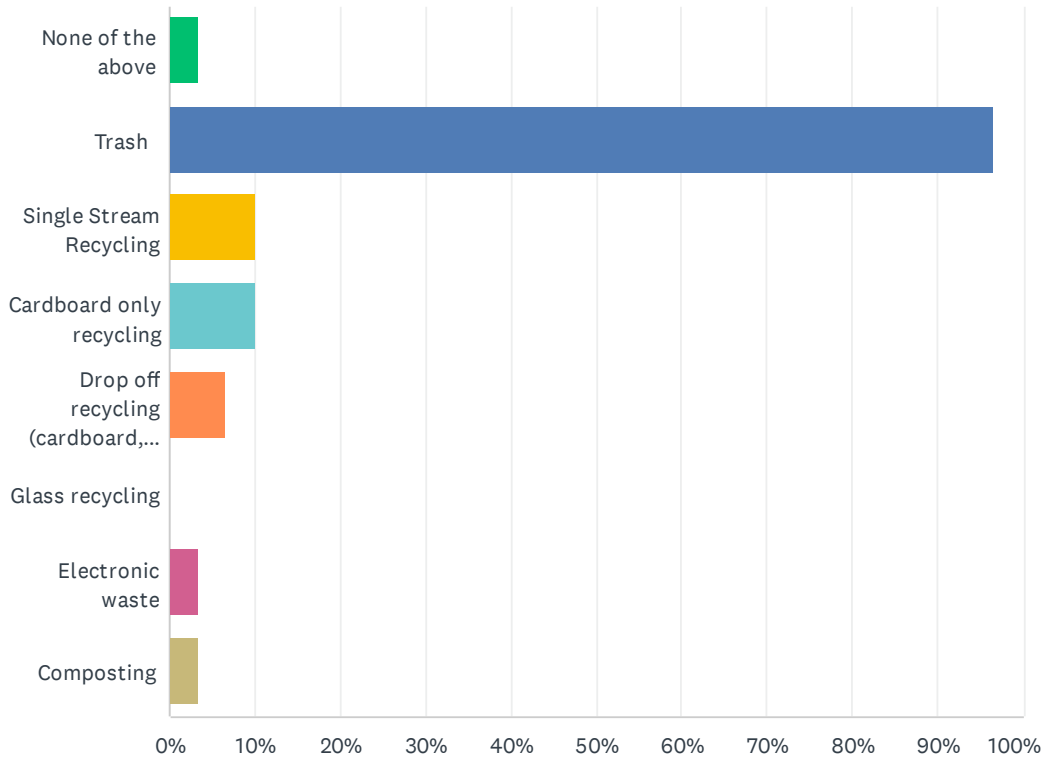
Answered: 30 Skipped: 1



ANSWER CHOICES	RESPONSES	
Social Media	20.00%	6
City website	23.33%	7
Direct door mailers	23.33%	7
Newspaper ads	10.00%	3
Radio	6.67%	2
Other (please specify)	16.67%	5
TOTAL		30

Q3 What trash and recycling services do you currently use? Please check all that apply.

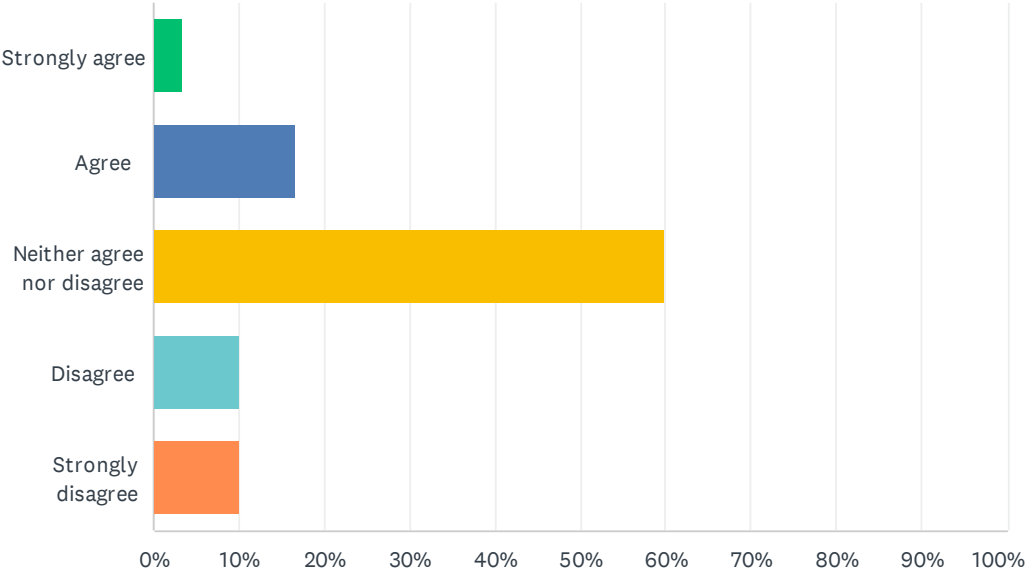
Answered: 30 Skipped: 1



ANSWER CHOICES	RESPONSES	
None of the above	3.33%	1
Trash	96.67%	29
Single Stream Recycling	10.00%	3
Cardboard only recycling	10.00%	3
Drop off recycling (cardboard, aluminum, etc.)	6.67%	2
Glass recycling	0.00%	0
Electronic waste	3.33%	1
Composting	3.33%	1
Total Respondents: 30		

Q4 In the last 10 years, city wide solid waste service has decreased the amount of waste being dumped, stored, and improperly disposed of.

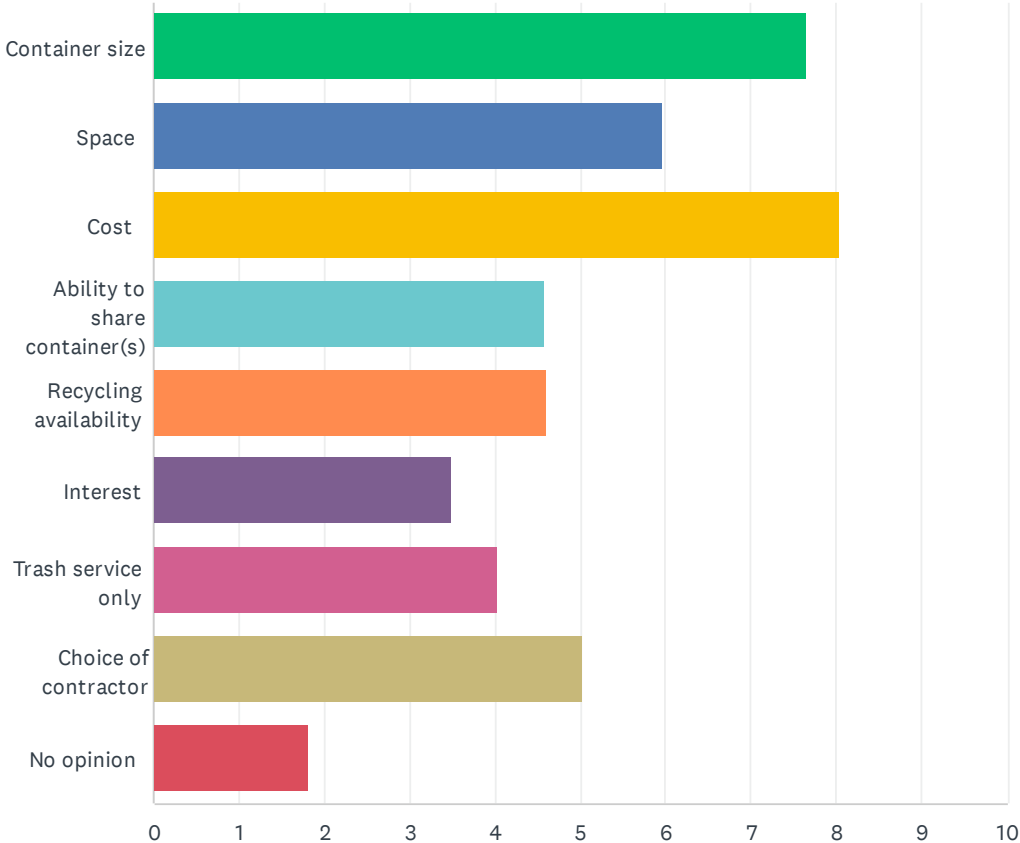
Answered: 30 Skipped: 1



ANSWER CHOICES	RESPONSES	
Strongly agree	3.33%	1
Agree	16.67%	5
Neither agree nor disagree	60.00%	18
Disagree	10.00%	3
Strongly disagree	10.00%	3
Total Respondents: 30		

Q5 What is the most important factor of solid waste services when considering a new contract? Please rank with 1 being the most important.

Answered: 31 Skipped: 0

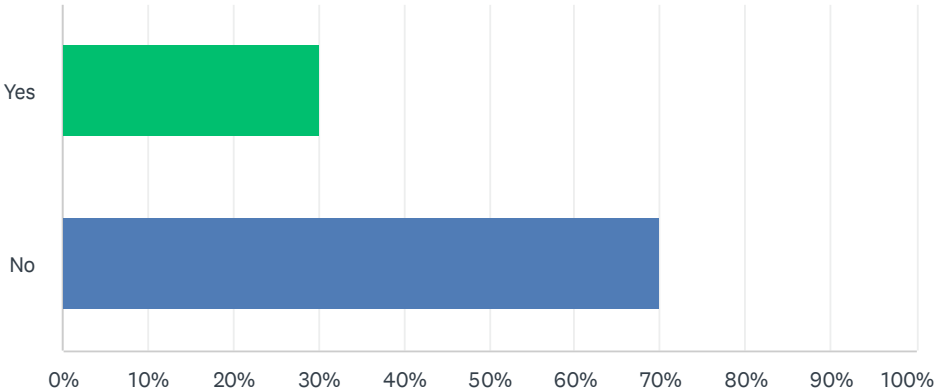


City of Jefferson Business Specific Solid Waste Survey

	1	2	3	4	5	6	7	8	9	TOTAL	SCORE
Container size	22.58% 7	38.71% 12	25.81% 8	6.45% 2	6.45% 2	0.00% 0	0.00% 0	0.00% 0	0.00% 0	31	7.65
Space	0.00% 0	10.00% 3	30.00% 9	23.33% 7	23.33% 7	10.00% 3	3.33% 1	0.00% 0	0.00% 0	30	5.97
Cost	38.71% 12	35.48% 11	19.35% 6	3.23% 1	3.23% 1	0.00% 0	0.00% 0	0.00% 0	0.00% 0	31	8.03
Ability to share container(s)	0.00% 0	0.00% 0	3.23% 1	22.58% 7	35.48% 11	16.13% 5	12.90% 4	9.68% 3	0.00% 0	31	4.58
Recycling availability	9.68% 3	6.45% 2	6.45% 2	12.90% 4	12.90% 4	12.90% 4	19.35% 6	6.45% 2	12.90% 4	31	4.61
Interest	0.00% 0	0.00% 0	0.00% 0	3.33% 1	13.33% 4	40.00% 12	20.00% 6	20.00% 6	3.33% 1	30	3.50
Trash service only	3.23% 1	3.23% 1	3.23% 1	22.58% 7	3.23% 1	9.68% 3	25.81% 8	29.03% 9	0.00% 0	31	4.03
Choice of contractor	22.58% 7	6.45% 2	9.68% 3	6.45% 2	3.23% 1	12.90% 4	6.45% 2	22.58% 7	9.68% 3	31	5.03
No opinion	3.23% 1	0.00% 0	3.23% 1	0.00% 0	0.00% 0	0.00% 0	12.90% 4	9.68% 3	70.97% 22	31	1.81

Q6 My business currently recycles?

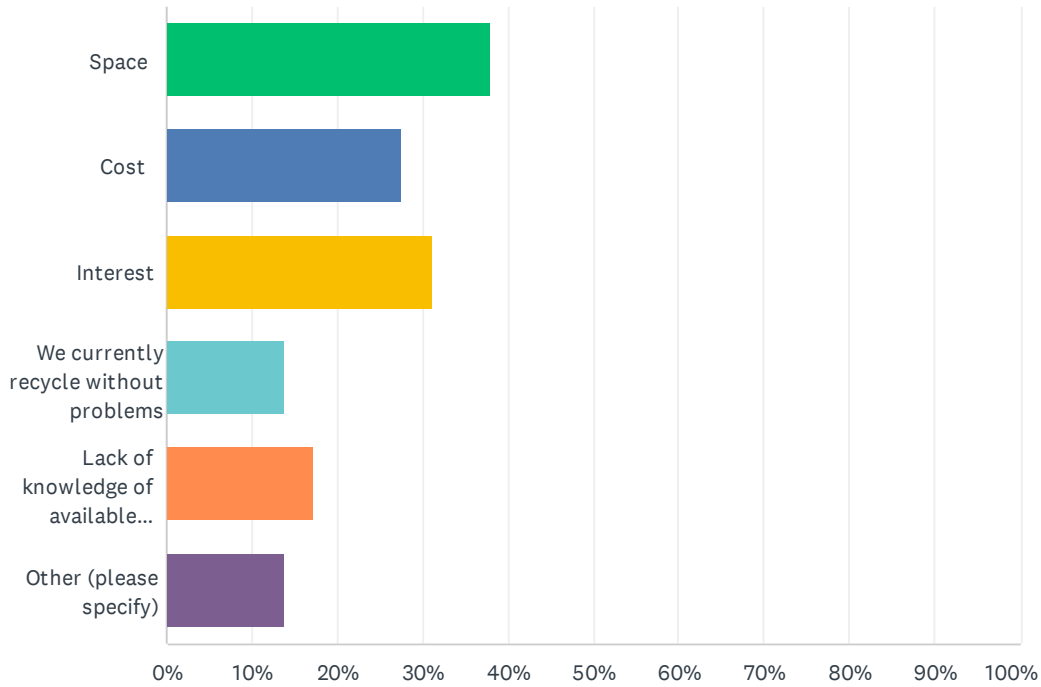
Answered: 30 Skipped: 1



ANSWER CHOICES	RESPONSES	
Yes	30.00%	9
No	70.00%	21
Total Respondents: 30		

Q7 What is the biggest challenge in having recycling services at your business? Check all that apply.

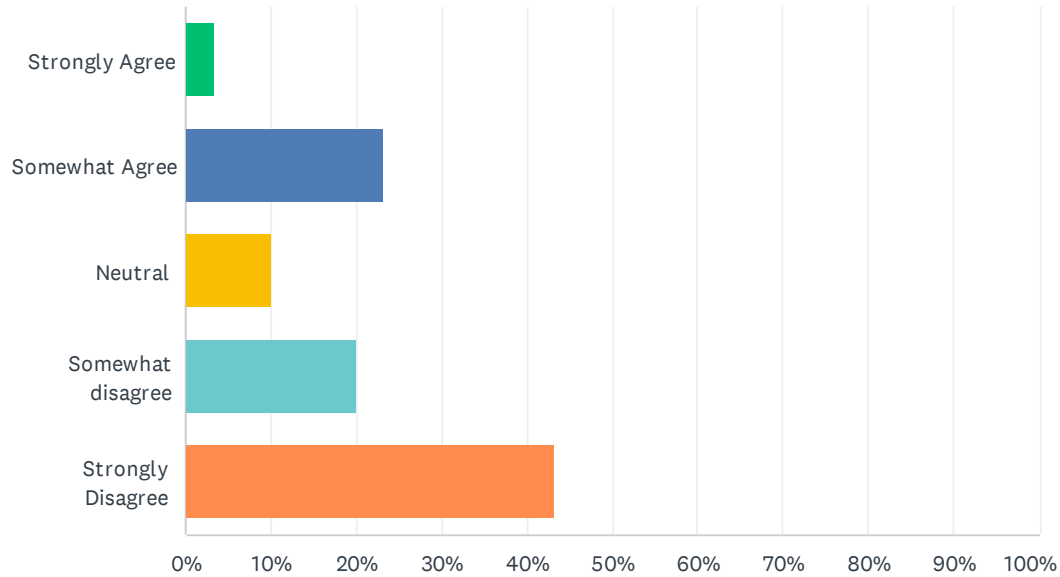
Answered: 29 Skipped: 2



ANSWER CHOICES	RESPONSES	
Space	37.93%	11
Cost	27.59%	8
Interest	31.03%	9
We currently recycle without problems	13.79%	4
Lack of knowledge of available programs	17.24%	5
Other (please specify)	13.79%	4
Total Respondents: 29		

Q8 My business is satisfied with the current solid waste services offered in Jefferson City

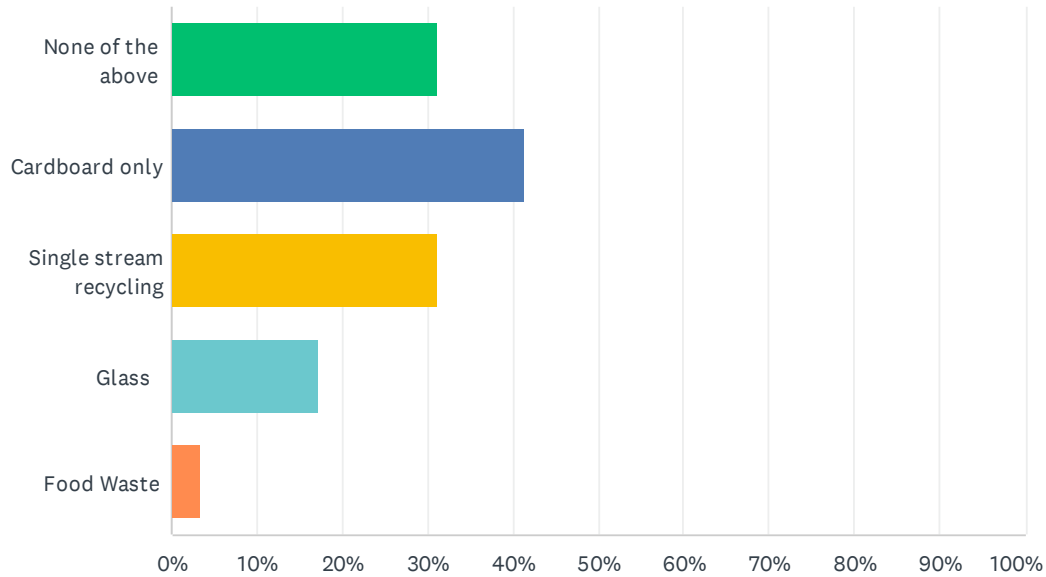
Answered: 30 Skipped: 1



ANSWER CHOICES	RESPONSES	
Strongly Agree	3.33%	1
Somewhat Agree	23.33%	7
Neutral	10.00%	3
Somewhat disagree	20.00%	6
Strongly Disagree	43.33%	13
Total Respondents: 30		

Q9 What types of recycling services would your business be interested in continuing or including in the next contract? Check all that apply.

Answered: 29 Skipped: 2



ANSWER CHOICES	RESPONSES	
None of the above	31.03%	9
Cardboard only	41.38%	12
Single stream recycling	31.03%	9
Glass	17.24%	5
Food Waste	3.45%	1
Total Respondents: 29		

Q10 I would make the following suggestions to improve Solid Waste Management Services in Jefferson City.

Answered: 16 Skipped: 15