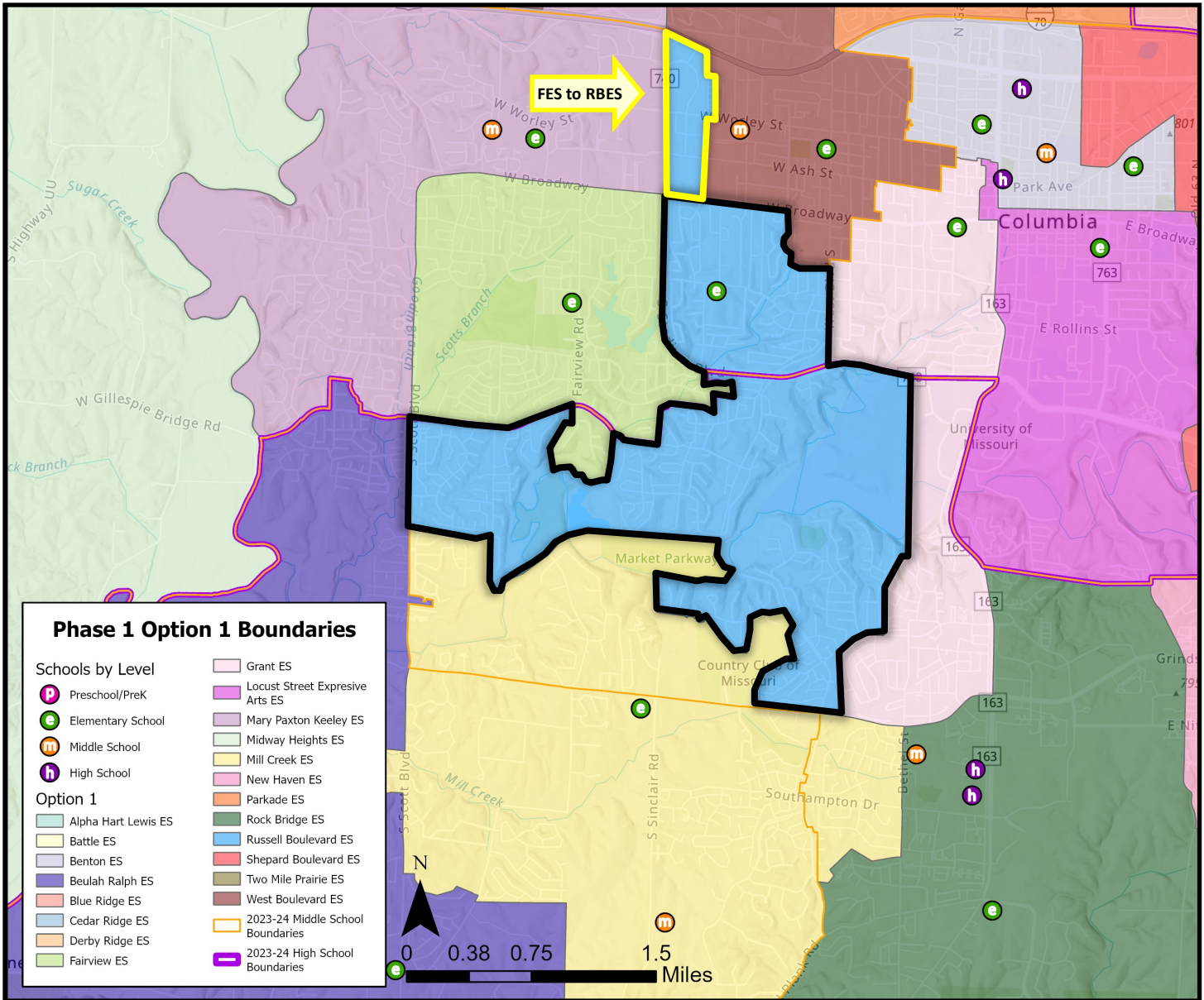


OPTION 1



Boundary	24-25 Capacity	K-12 Live-In Enrollment	Live-In Utilization	Diversity Index	Low SES %	EL %	IEP %
Fairview ES	550	412	75%	1.16	19%	5%	9%
Russell Boulevard ES	650	545	84%	1.34	23%	6%	6%

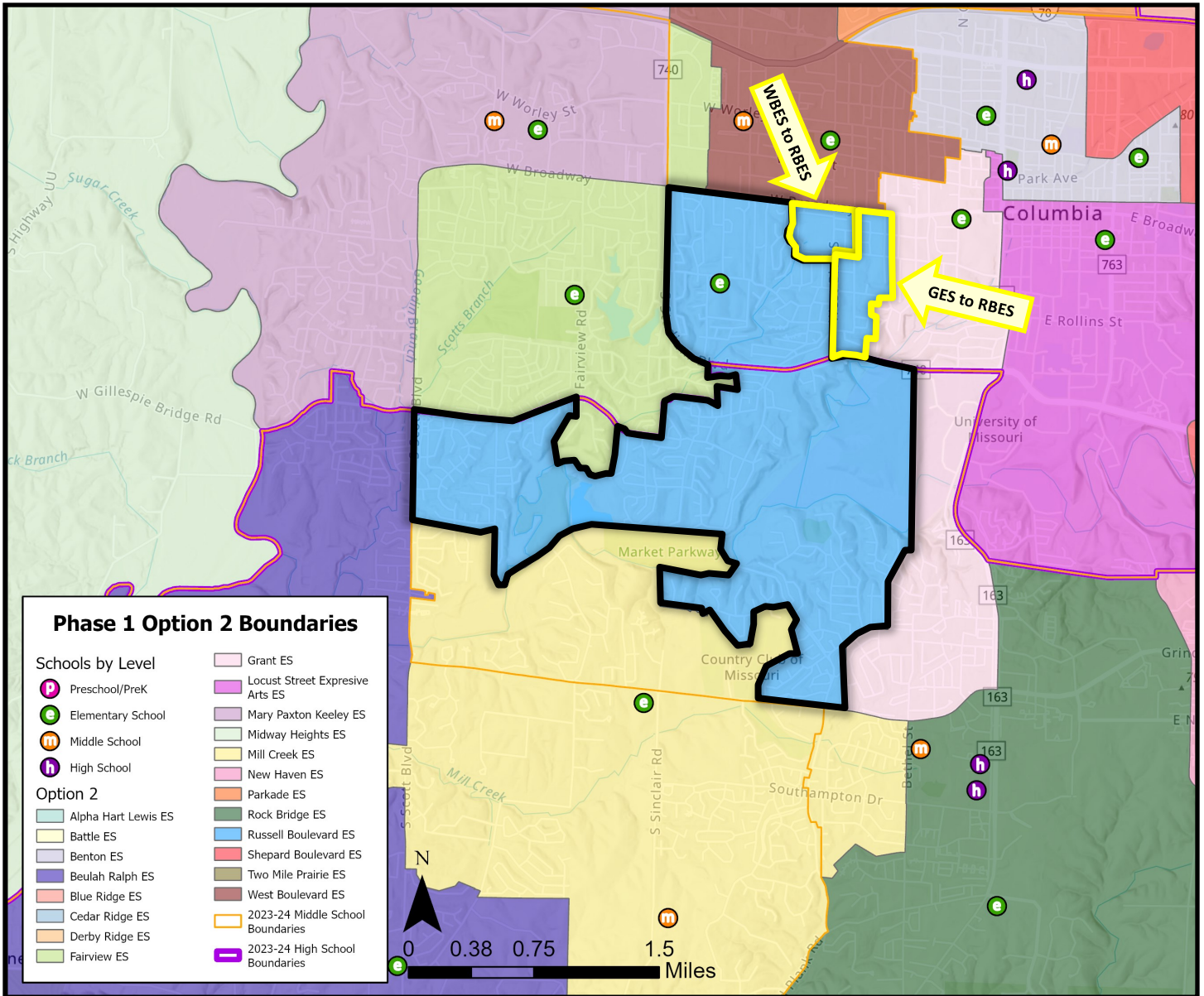
Elementary to Middle Feeders	Gentry	Jefferson	John Warner	Lange	Oakland	Smithton	West
Fairview ES	2%					98%	
Russell Boulevard ES	61%						39%

Students Moved	
ES	59

Option Overview

- Fills new Russell Blvd. ES addition
- Pushes diversity metrics at Russell Blvd. ES closer to District-wide average, and diversity metrics at Fairview ES further from District-wide average
- Removes 3-way feeder split at Fairview Elementary
- Improves Russell Blvd. ES feeder split
- Leaves room for enrollment growth at Fairview (expected to increase in enrollment over the next 5 years)

OPTION 2



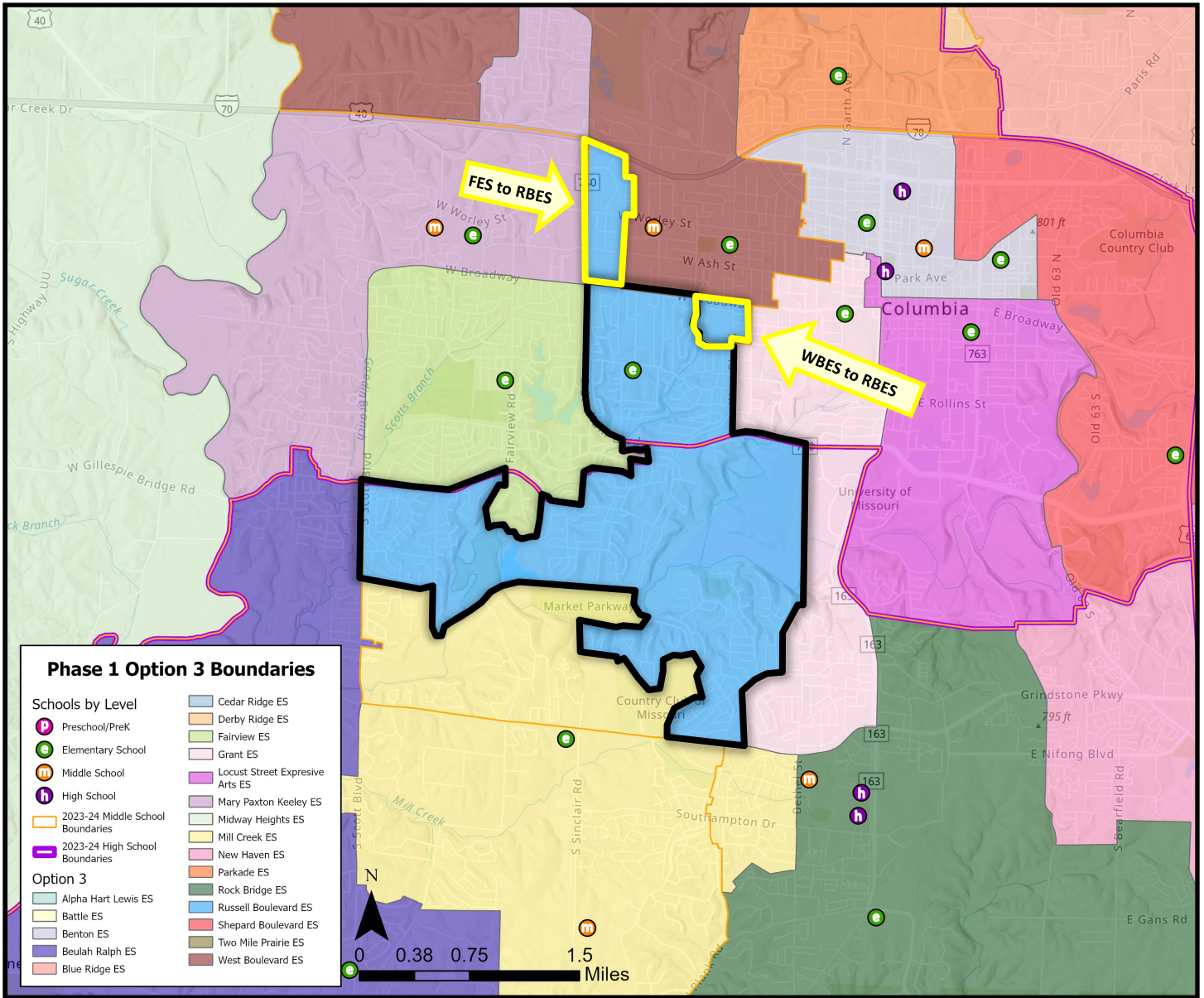
Boundary	24-25 Capacity	K-12 Live-In Enrollment	Live-In Utilization	Diversity Index	Low SES %	EL %	IEP %
Grant ES	375	304	81%	1.82	40%	11%	9%
Russell Boulevard ES	650	530	82%	1.12	17%	4%	5%
West Boulevard ES	438	317	72%	2.35	56%	11%	12%

Elementary to Middle Feeders	Students Moved						
	Gentry	Jefferson	John Warner	Lange	Oakland	Smithton	West
Grant ES	53%	47%					
Russell Boulevard ES	60%	6%					33%
West Boulevard ES							100%

Students Moved	
ES	44

- Option Overview**
- Fills new Russell Blvd. ES addition
 - Pushes diversity metrics at Grant ES closer to District-wide average, and diversity metrics at Russell Blvd. ES & West Blvd. ES further from District-wide average
 - Creates 3-way feeder split at Russell Blvd. ES (this can be updated in Phase 2)
 - Leaves room for enrollment growth at Grant ES and West Blvd. ES (both expected to increase in enrollment over the next 5 years)

OPTION 3



Boundary	24-25 Capacity	K-12 Live-In Enrollment	Live-In Utilization	Diversity Index	Low SES %	EL %	IEP %
Fairview ES	550	412	75%	1.16	19%	5%	9%
Russell Boulevard ES	650	558	86%	1.33	24%	6%	6%
West Boulevard ES	438	317	72%	2.35	56%	11%	12%

Elementary to Middle Feeders	Students Moved						
	Gentry	Jefferson	John Warner	Lange	Oakland	Smithton	West
Fairview ES	2%					98%	
Russell Boulevard ES	59%						41%
West Boulevard ES							100%

Students Moved	
ES	72

Option Overview

- Combination of Option 1 & 2
- Pushes diversity metrics at Russell Blvd. ES closer to District-wide average, and diversity metrics at Fairview ES & West Blvd. ES further from District-wide average
- Removes 3-way feeder split at Fairview ES
- Improves Russell Blvd. ES feeder split
- Leaves room for enrollment growth at Fairview & West Blvd. (expected to increase in enrollment over the next 5 years)