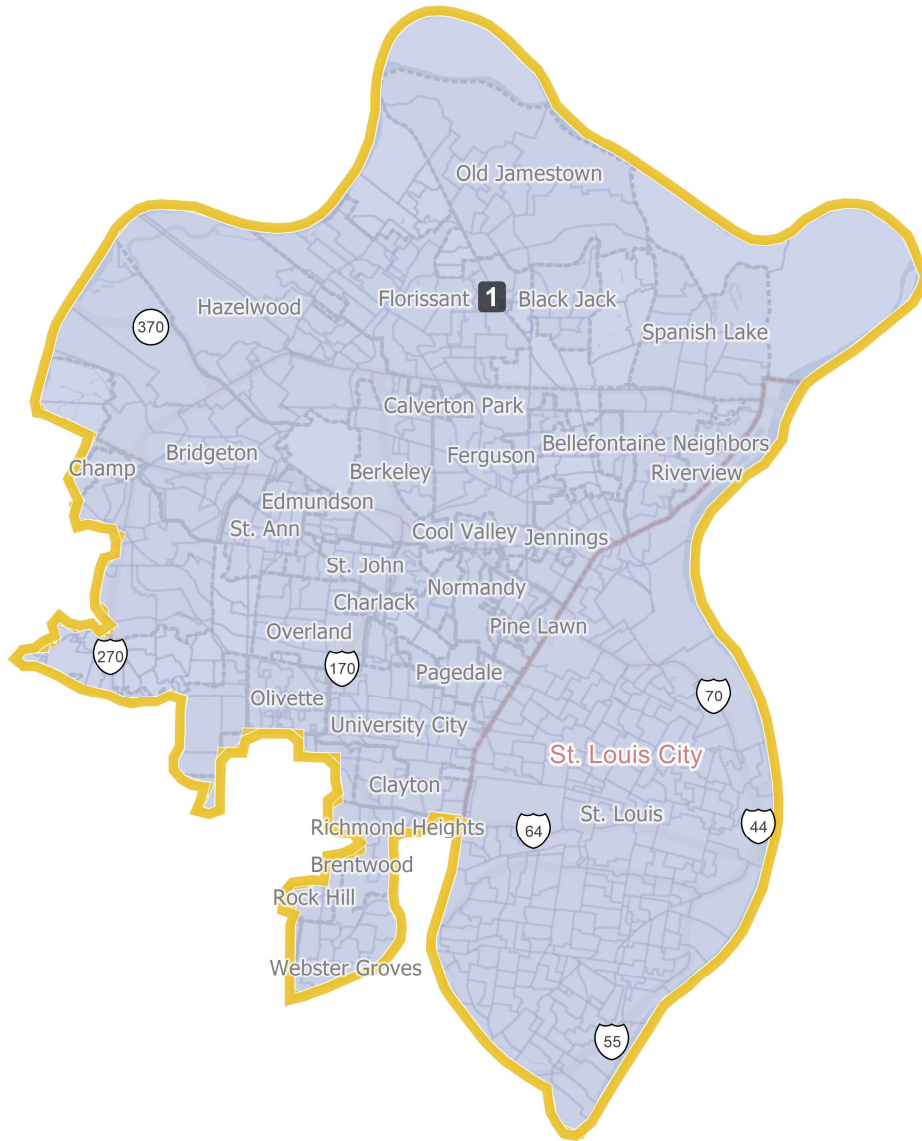
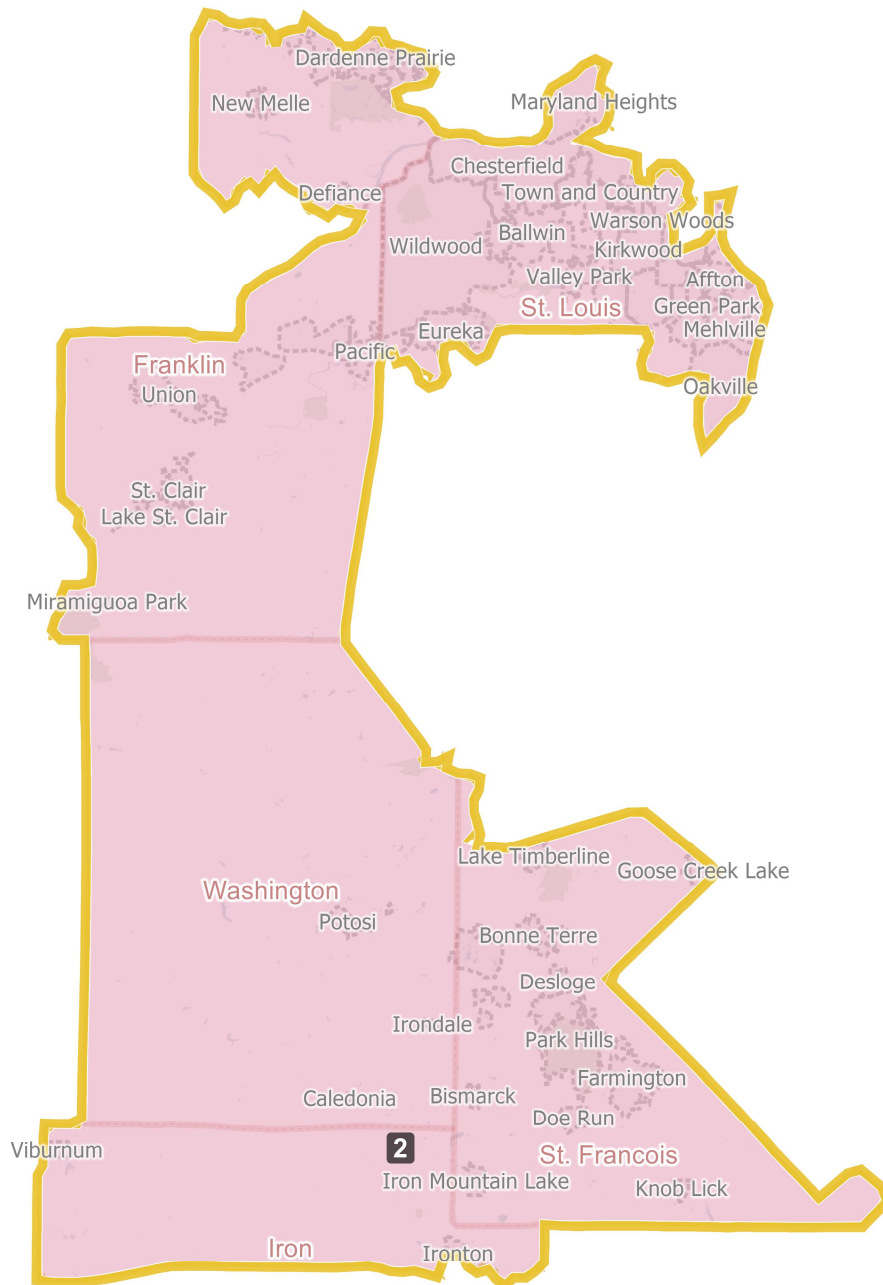


District: 1



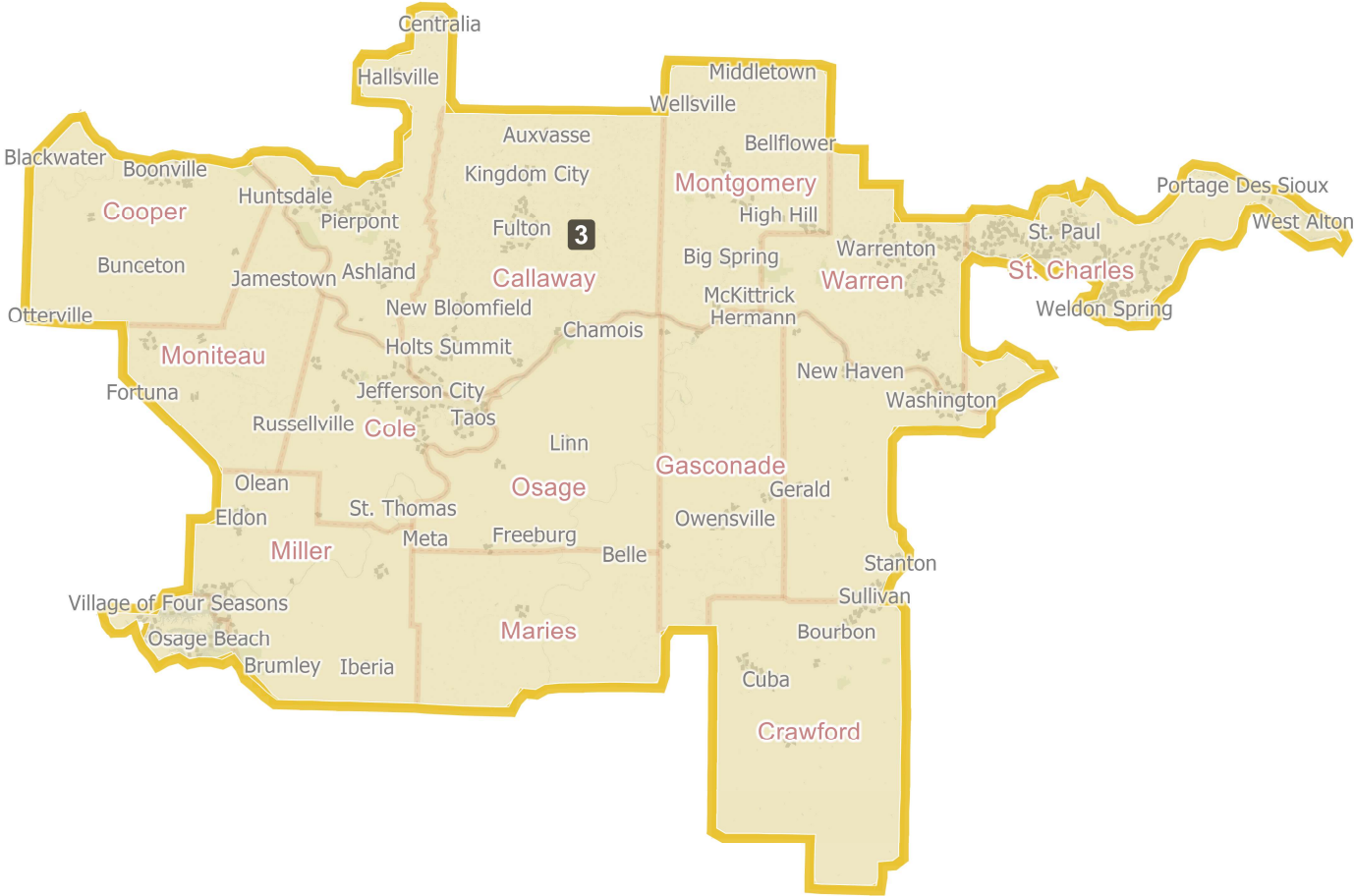
Field	Value
District	1
Population	769364
Deviation	0
% Deviation	0%
USPresVpD_16	262307.43
% USPresVpD_16	78.24%
USPresVpR_16	72967.03
% USPresVpR_16	21.76%
Total_USPresVp_16	335274.46
US_Sen_D_18	244476.63
% US_Sen_D_18	81.55%
US_Sen_R_18	55305.13
% US_Sen_R_18	18.45%
Total_USSen_18	299781.76
USPresVp20_D	277091.66
% USPresVp20_D	79.7%
USPresVp20_R	70586.18
% USPresVp20_R	20.3%
Total_USPresVp_20	347677.84

District: 2



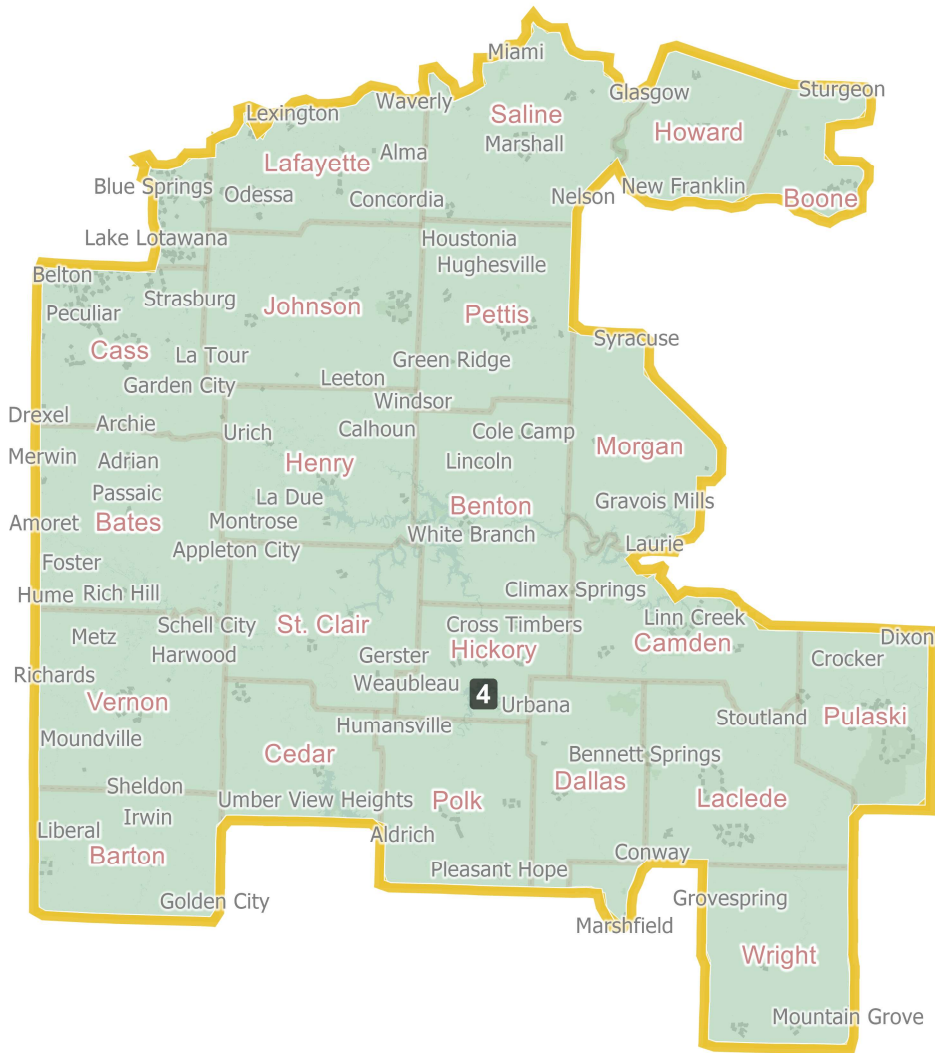
Field	Value
District	2
Population	769364
Deviation	0
% Deviation	0%
USPresVpD_16	153019.52
% USPresVpD_16	41.66%
USPresVpR_16	214318.50
% USPresVpR_16	58.34%
Total_UsPresVp_16	367338.03
US_Sen_D_18	165972.12
% US_Sen_D_18	49.14%
US_Sen_R_18	171795.08
% US_Sen_R_18	50.86%
Total_UsSen_18	337767.21
USPresVp20_D	193284.53
% USPresVp20_D	45.97%
USPresVp20_R	227217.87
% USPresVp20_R	54.03%
Total_UsPresVp_20	420502.40

District: 3



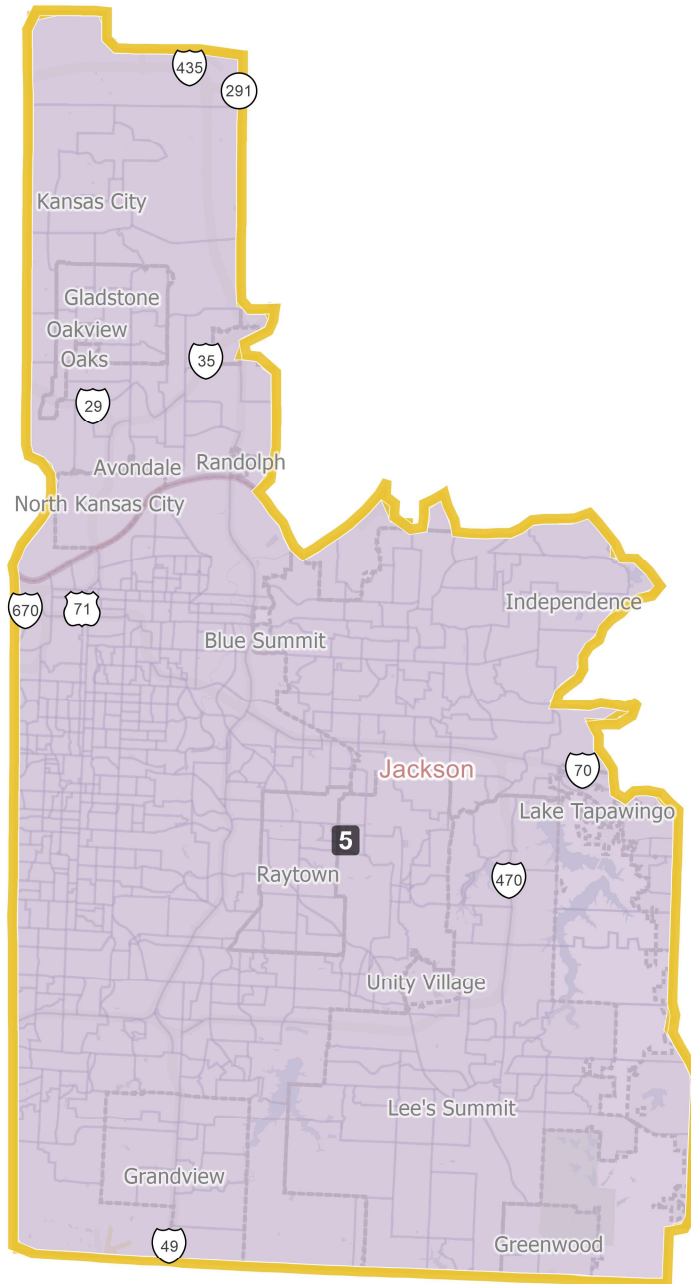
Field	Value
District	3
Population	769365
Deviation	1
% Deviation	0%
USPresVpD_16	105856.69
% USPresVpD_16	32.59%
USPresVpR_16	218919.43
% USPresVpR_16	67.41%
Total_UsPresVp_16	324776.12
US_Sen_D_18	122178.38
% US_Sen_D_18	41.25%
US_Sen_R_18	174020.58
% US_Sen_R_18	58.75%
Total_UsSen_18	296198.96
USPresVp20_D	143416.24
% USPresVp20_D	35.99%
USPresVp20_R	255082.11
% USPresVp20_R	64.01%
Total_UsPresVp_20	398498.35

District: 4



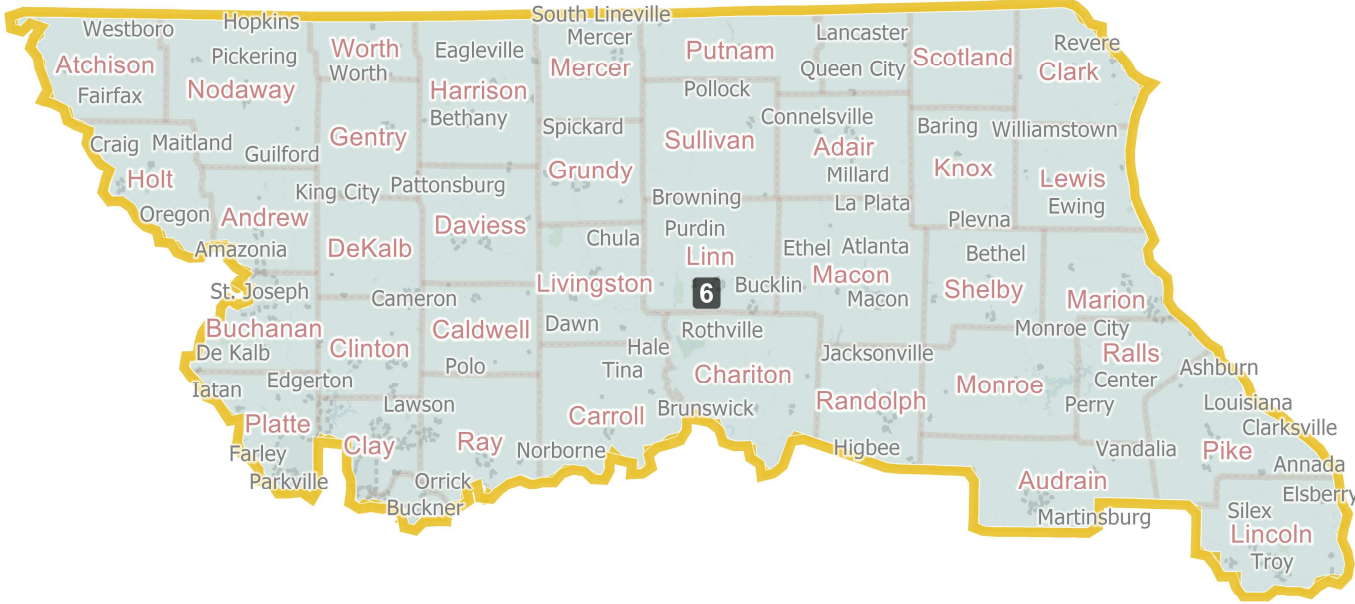
Field	Value
District	4
Population	769364
Deviation	0
% Deviation	0%
USPresVpD_16	80844.35
% USPresVpD_16	28.42%
USPresVpR_16	203575.09
% USPresVpR_16	71.58%
Total_USPresVp_16	284419.44
US_Sen_D_18	90800.79
% US_Sen_D_18	35.91%
US_Sen_R_18	162035.35
% US_Sen_R_18	64.09%
Total_USSen_18	252836.13
USPresVp20_D	106402.80
% USPresVp20_D	30.11%
USPresVp20_R	247029.45
% USPresVp20_R	69.89%
Total_USPresVp_20	353432.25

District: 5



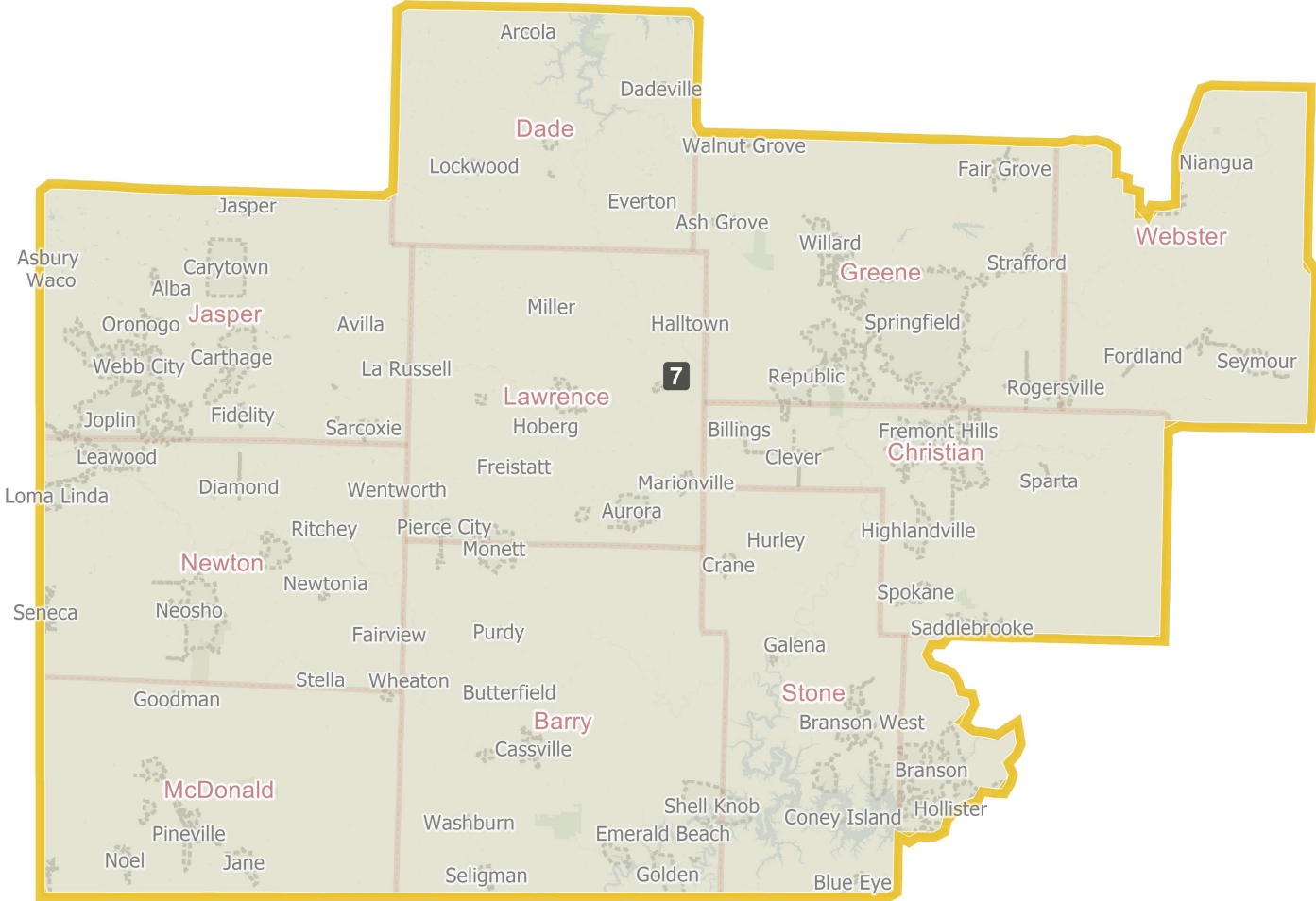
Field	Value
District	5
Population	769364
Deviation	0
% Deviation	0%
USPresVpD_16	174874.66
% USPresVpD_16	61.23%
USPresVpR_16	110733.21
% USPresVpR_16	38.77%
Total_USPresVp_16	285607.87
US_Sen_D_18	171358.56
% US_Sen_D_18	65.76%
US_Sen_R_18	89229.00
% US_Sen_R_18	34.24%
Total_USSen_18	260587.56
USPresVp20_D	219439.37
% USPresVp20_D	62.55%
USPresVp20_R	131387.08
% USPresVp20_R	37.45%
Total_USPresVp_20	350826.45

District: 6



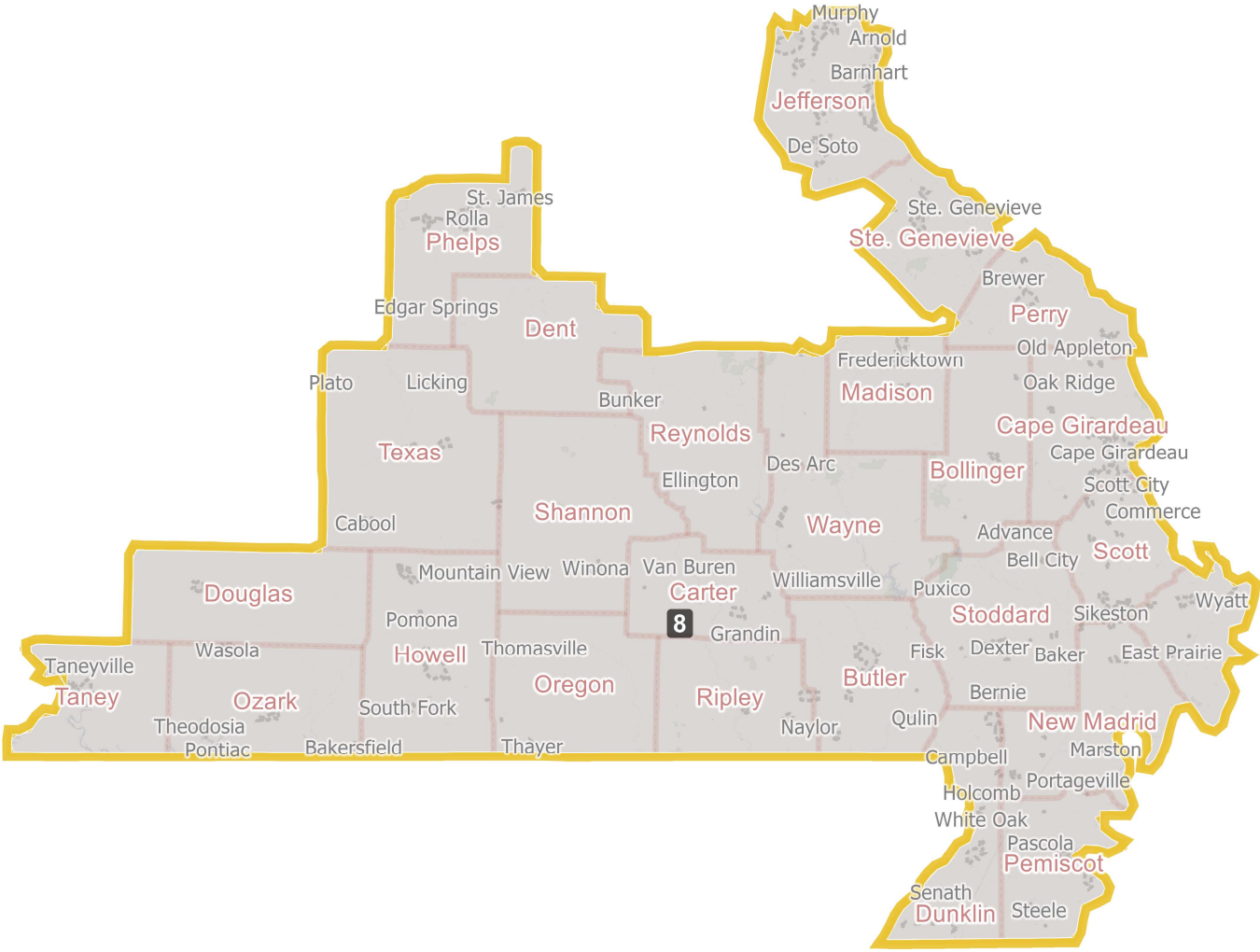
Field	Value
District	6
Population	769364
Deviation	0
% Deviation	0%
USPresVpD_16	87472.37
% USPresVpD_16	29.17%
USPresVpR_16	212417.11
% USPresVpR_16	70.83%
Total_UsPresVp_16	299889.48
US_Sen_D_18	98547.55
% US_Sen_D_18	37.4%
US_Sen_R_18	164917.16
% US_Sen_R_18	62.6%
Total_UsSen_18	263464.72
USPresVp20_D	115598.79
% USPresVp20_D	31.57%
USPresVp20_R	250610.68
% USPresVp20_R	68.43%
Total_UsPresVp_20	366209.47

District: 7



Field	Value
District	7
Population	769364
Deviation	0
% Deviation	0%
USPresVpD_16	74292.51
% USPresVpD_16	25.82%
USPresVpR_16	213414.48
% USPresVpR_16	74.18%
Total_UsPresVp_16	287706.99
US_Sen_D_18	81949.11
% US_Sen_D_18	32.08%
US_Sen_R_18	173469.35
% US_Sen_R_18	67.92%
Total_UsSen_18	255418.46
USPresVp20_D	100615.85
% USPresVp20_D	28.52%
USPresVp20_R	252116.84
% USPresVp20_R	71.48%
Total_UsPresVp_20	352732.69

District: 8



Field	Value
District	8
Population	769364
Deviation	0
% Deviation	0%
USPresVpD_16	71204.47
% USPresVpD_16	23.31%
USPresVpR_16	234250.15
% USPresVpR_16	76.69%
Total_UsPresVp_16	305454.62
US_Sen_D_18	83000.85
% US_Sen_D_18	31.39%
US_Sen_R_18	181389.35
% US_Sen_R_18	68.61%
Total_UsSen_18	264390.20
USPresVp20_D	88794.14
% USPresVp20_D	24.47%
USPresVp20_R	274006.25
% USPresVp20_R	75.53%
Total_UsPresVp_20	362800.40